



Rental Service

Freek Nijdam



Atlas Copco

Rental Service movie

On the road to success, you'll need a powerful partner.

Renting is the Right Choice **Rental Service is the Only Choice**

Capital Markets Day
November 12, 2003

www.atlasopco-group.com

2 **Atlas Copco**

Rental Service

Market position

- Leader in the U.S. equipment rental market
- #2 in size
- 490 stores and over 330 000 customers in the United States, Canada and Mexico
- Aims to strengthen market position by offering differentiation, availability, quality and service
- Customer friendly, decentralized organization serving customers in each local market

Capital Markets Day
November 12, 2003

www.atlasopco-group.com

3 **Atlas Copco**

Rental Service

September 2003
12 month figures

MUSD

Year	Revenues (MUSD)	Operating Profit (MUSD)	Operating Profit %
-98	~500	~100	14.1%
-99	~900	~150	13.6%
-00	~1400	~180	13.3%
-01	~1350	~100	8.1%
-02	~1250	~60	5.3%
-03	~1200	~80	7.2%

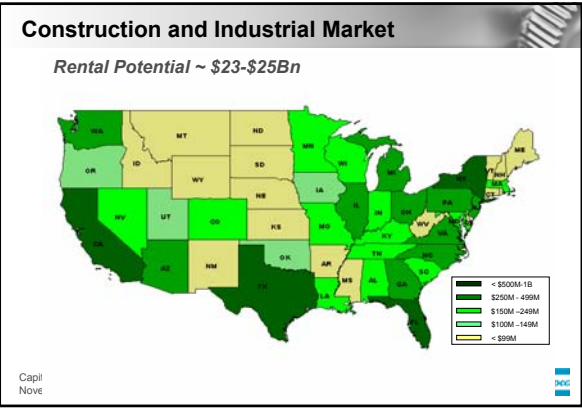
North America 100%

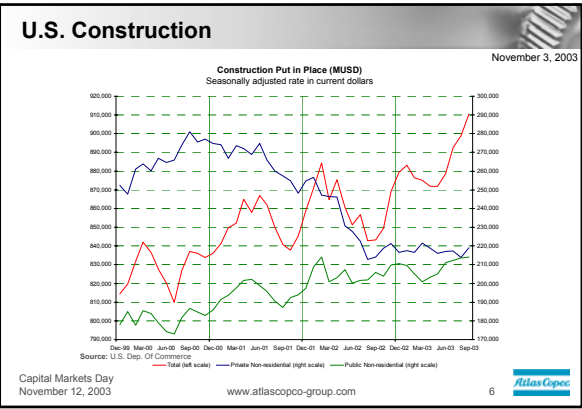
Revenues Operating profit

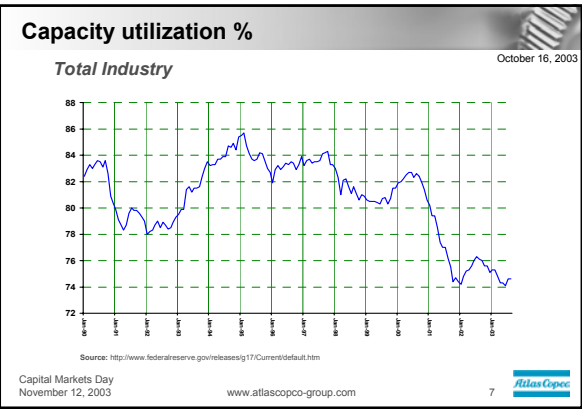
*Excl. goodwill impairment charge

-group.com

4 **Atlas Copco**

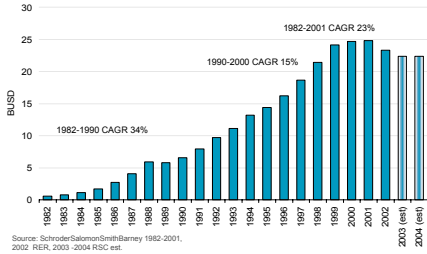






Rental Industry Revenue Growth

North America (\$ Billions)

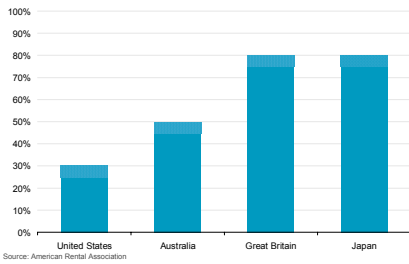


Source: SchroderSalomonSmithBarney 1982-2001, 2002 RER, 2003-2004 RSC est.
 Capital Markets Day
 November 12, 2003
www.atlascopco-group.com
 Atlas Copco

Rental penetration rates

Construction fleet, %

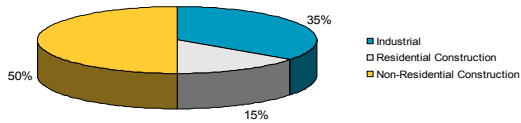
Note: Penetration of the industrial fleet is estimated to 2%



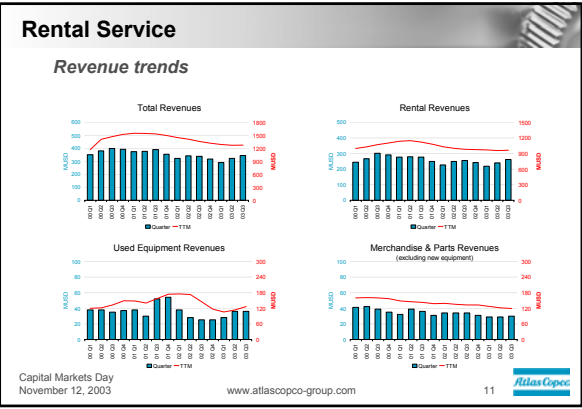
Source: American Rental Association
 Capital Markets Day
 November 12, 2003
www.atlascopco-group.com
 Atlas Copco

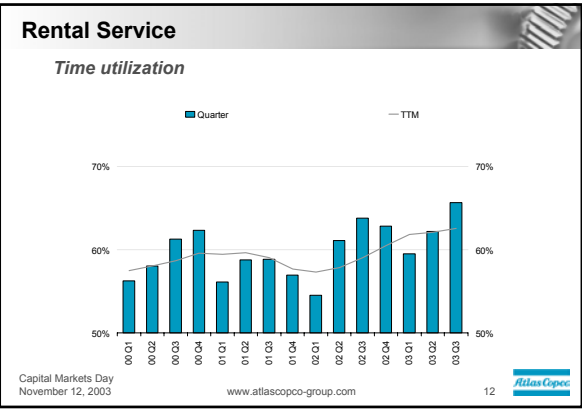
Rental Service

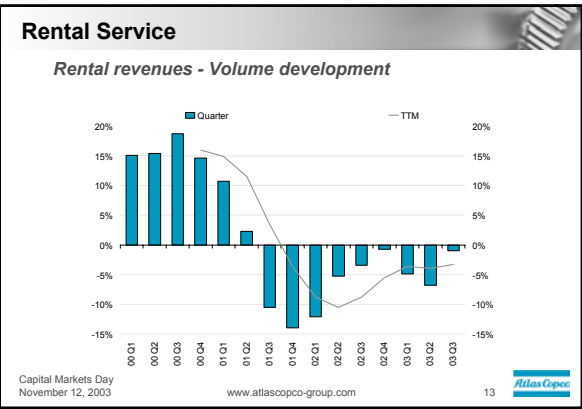
Customer segments

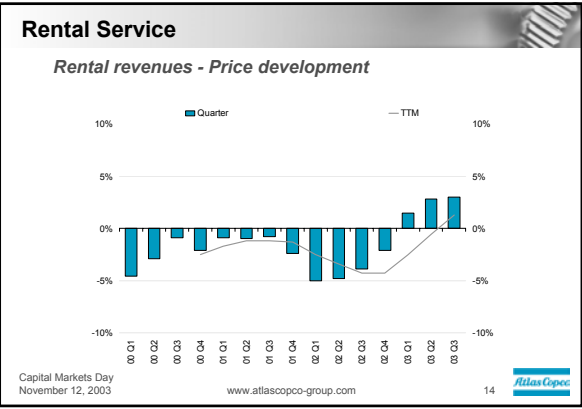


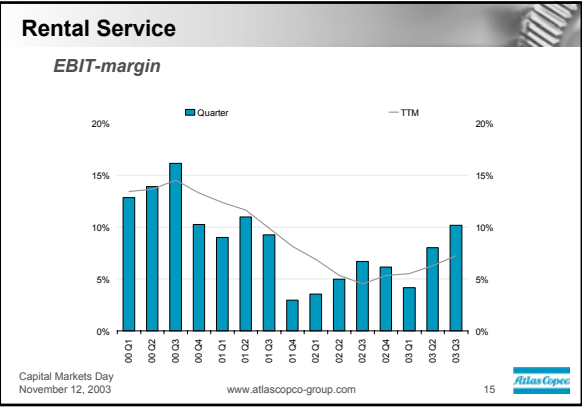
Capital Markets Day
 November 12, 2003
www.atlascopco-group.com
 Atlas Copco

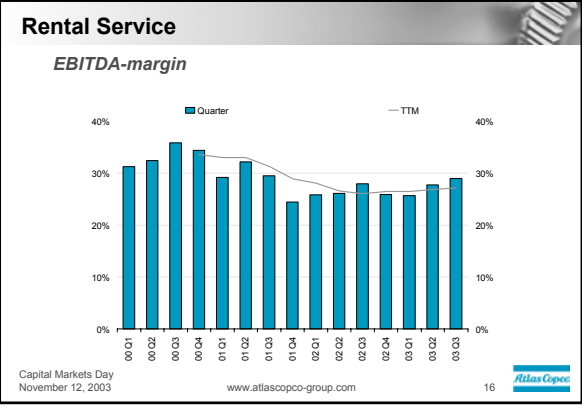






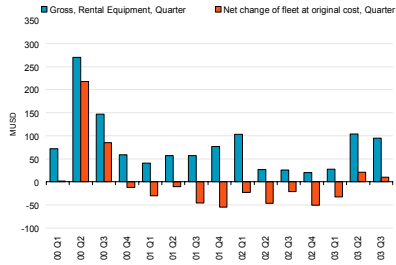






Fleet investments

Original Cost - MUSD



Capital Markets Day
November 12, 2003

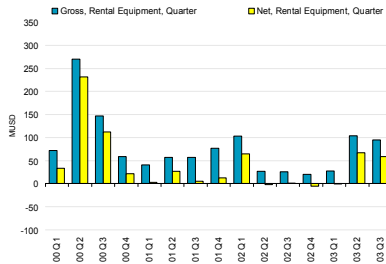
www.atlascopco-group.com

17



Fleet investments

Cash Flow - MUSD



Capital Markets Day
November 12, 2003

www.atlascopco-group.com

18



Fleet purchasing

Former Process

- Replacement based on age of individual items
- Central monitoring and decision
 - bulk buying
 - annual programs
- Used sales:
 - large portion through auctions and trade-ins
- Lack of coordination between buying and selling
- Resulted in:
 - too much fleet
 - pressure on rates
 - utilization < 60%

Capital Markets Day
November 12, 2003

www.atlascopco-group.com

19



Fleet purchasing

New Process

- Decentralized responsibility to the regions
- Fleet cap established by region based on:
 - demand
 - rates
 - utilization
- Purchasing of units based on the **red zone** concept:
 - rates
 - utilization

Fleet purchasing

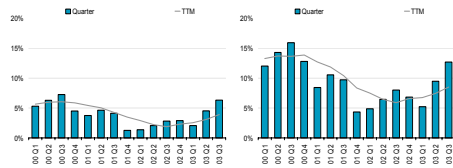
New Process

- Resulted in:
 - utilization >65%
 - non-available fleet <16%
 - increased sales of used equipment through retail channels and to end users
 - rate improvement

Rental Service

Return on Capital

- Return on Capital Employed
- Return on Operating Capital



Rental Service

Competitive environment

- United Rentals
 - Q3 volumes flat, prices positive
 - EBITDA down from 28.0% to 26.9%
- Volvo Rents
 - 41 franchisees, of which 3 in Ireland
- Nationsrent
 - Out of chapter 11, privately held, recent debt offering oversubscribed
- NEFF
 - Privately held as from Q2 2003
- NES
 - Chapter 11
- Skyreach (Canada)
 - Filed for bankruptcy protection

Capital Markets Day
November 12, 2003

www.atlascopco-group.com

23

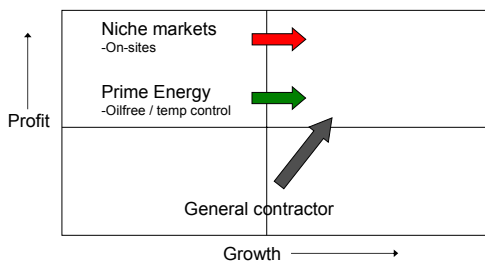


Marketing and Sales



Rental Service

Strategy



Capital Markets Day
November 12, 2003


www.atlascopco-group.com

25



Rental Service


Online tools



- Total Control
- Online rental
- eFacts


Capital Markets Day
November 12, 2003

www.atlascopco-group.com

26 

Rental Service

Campaigns




2003 fall campaign

- Rent Vs. Buy II
- 300K direct mailers
- 20K opt-in emails
- \$200K media placements
- Online Rental & eFacts
- Total Control prospect booklets


Capital Markets Day
November 12, 2003

www.atlascopco-group.com

27 

Rental Service


24 x 7 phone support



- Servicing 445 stores
- English & Spanish
- 75,000 calls in Q3-03
 - 2/3 rentals and used equipment
 - 1/3 service

Capital Markets Day
November 12, 2003

www.atlascopco-group.com

28 

Rental Service

Price Support

Provide information allowing each region to take action to maximize opportunities:

- Top opportunities report
- Pricing and fleet movement opportunities
- Pricing exception reports

Capital Markets Day
November 12, 2003

www.atlascopco-group.com

29

Rental Service

Brand

Rental Service
PRIME Industrial **RSC** PRIME Energy

Capital Markets Day
November 12, 2003

www.atlascopco-group.com

30

Rental Service

50%

40%

10%

Capital Markets Day
November 12, 2003

www.atlascopco-group.com

31

Efficiencies





Rental Service

Decentralized organization

- 8 geographical regions in U.S.
- Prime Energy
- Canada
- Mexico
- 70 districts
- 492 stores

Capital Markets Day
November 12, 2003

www.atlascopco-group.com



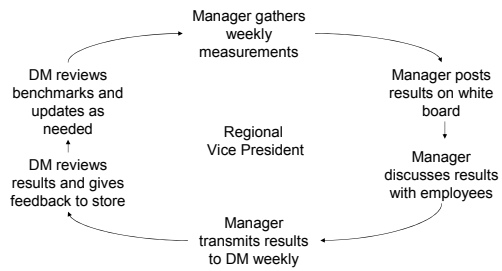
Rental Service

District and store follow up

- Daily sales and fleet statistics
- Weekly benchmarks
- Monthly P&L and B/S

Rental Service

Benchmarking Process



Flow for Improved Customer Service

FICS



Rental Service

Rent

Rent

Rent

Capital Markets Day
November 12, 2003

www.atlascopco-group.com

38